

Volume I No. IV
September - 2016

Newsletter

A PUBLICATION OF THE CSI - WEST BENGAL BRANCH



CSI-WEST BENGAL BRANCH

EXECUTIVE COMMITTEE MEMBERS 2014 - 2015

- Dr. Sibananda Dutta**, President
- Dr. Saumitra Ray**, Vice-President
- Dr. Soura Mookerjee**, Vice-President
- Dr. Kajal Ganguly**, Immediate Past President
- Dr. Debabrata Roy**, Hony. Secretary
- Dr. Manoranjan Mandal**, Treasurer
- Dr. Suvro Banerjee**, Assistant Secretary
- Dr. Santanu Guha**, E.C.Member
- Dr. Arup Dasbiswas**, E.C.Member
- Dr. Mrinal Kanti Das**, E.C.Member
- Dr. Sankar Chandra Mandal**, E.C.Member
- Dr. Dhurjati Prasad Sinha**, E.C. Member
- Dr. Soumitra Kumar**, E.C.Member
- Dr. Dipankar Ghosh Dastidar**, Co-opted Member
- Dr. Amit Kumar Ray**, Co-opted Member

EDITORIAL : A GOLDEN VOYAGE SO FAR !



The year 2016 is going well for the branch so far. This year, the conference of the branch on interventional cardiology – EIICCON, has been graced by Prof. Bernhard Meier. Prof. Meier has been in the team led by Andreas Gruentzig, who performed the first balloon angioplasty on human coronary artery. The meet also hosted stalwarts like Bernard Chevelier from Paris and Christian Hengstenberg from German Heart Centre, Munich. Like last year, this time also the World Heart Day was celebrated with usual pomp and grandeur. A seminar on “Creating heart healthy environment in places we live, work and play” was organized by the branch on this occasion. The meet was attended by noted environmentalist, educationist, sports personality and health economist besides the all India president, secretary, past-all India presidents and representatives from various other state branches. A CD on “Ten commandments for creating heart-healthy homes” has been distributed among the members. The upcoming update also promises a great scientific feast and will be attended by Prof. Prakash Deedawania and Prof. Sydney Smith. We are particularly proud of our own journal – the Bengal Heart Journal which has drawn accolades from several doyens of Indian cardiology. The branch has also taken a membership drive both for state and all-India. Thus, the performance so far has been all-round and let us hope for far greater achievements in near future!

Editor : Dr. P. K. Deb

Published by : Dr. Debabrata Roy

EIICCON 2016-CARRYING THE LEGACY FORWARD



Prof. Bernherd Meier

The 6th annual edition of The Eastern India Interventional Cardiology Conclave (EIICCON) 2016 was held on the 25th and 26th of June 2016 at ITC Sonar, Kolkata under the able stewardship of Dr. Dhiman Kahali, Organizing Secretary and Dr. Shuvan Ray, Scientific Chairman. This is one of the largest Interventional cardiology summits held in India attracting a large number of interventional fellows and Cardiologists from all over the country and neighbouring SAARC nations. Apart from over 500 national and International delegates, the meeting was attended by 10 very well known international, 22 national and 87 local faculties. In this years' conference we were fortunate to have Dr. Bernhard Meier who is a part of the team which performed the first angioplasty in the world with Dr. Andreas Gruentzig.

The conference also hosted 2 international and 4 national live case transmissions using cutting edge technology. A case of Transcatheter Aortic Valve Impantation (TAVI) was transmitted live by Dr. Christian Hengstenberg from the German Heart Centre, Munich, one of the highest volume TAVI centres in Europe performing over 600 atificial valve implantations per year. Apart from this, there were live transmission of complex coronary angioplasties from Paris, Dhaka, Delhi and Pune by very skilled international and national operators viz. Dr. Marc Silvestri, Dr. Fazila Malik, Dr. Praveen Chandra and Dr. M. S. Hiremath respectively. Dr. Y. Chandrasekhar, Executive Editor of JACC Imaging, Dr. Miroslaw Fernec (Switzerland), Executive Committee member of the European Bifurcation Club, Dr. Ramesh Daggubati from the United States of America and Afzalur Rahaman from neighbouring Bangladesh, also enlightened the delegates with their erudite presentations.

The conclave served as a podium for the local and international cardiology community to share their views with the best in Interventional Cardiology from around the globe. The meeting was inaugurated by Dr. Bhabotosh Biswas, Vice Chancellor of The West Bengal Health University.

WORLD HEART DAY 2016 : POWERING YOUR LIFE

The Cardiological Society of India (CSI) with it's Headquarter at Kolkata celebrated the World Heart Day in September 2016 with usual elegance. This year the World Heart Federation gave the slogan for powering our life by fuelling our heart (taking the right food and drink), moving our heart (doing regular exercise), and loving our heart (avoiding smoking) to stem the impending coronary epidemic. A walkathon and health and public awareness camp was organized under the guidance of Dr. S. C. Kundu on 29th September at the Indian Heart House to commemorate the Day.



To address this health crisis, CSI also organized a panel discussion on "Creating Heart healthy Environment in places where we live, work and play" at hotel The Sonnet, Saltlake, Kolkata on 25th September 2016. Eminent environmentalist Mr Shyamal Banerjee, noted educationist Swami Atmapriyanandaji, honourable member of working committee of WB Sports council, Dr Shanti Ranjan Dasgupta and reputed health economist Prof. Arijita Dutta were the guest speakers. Eminent Cardiologists Dr Santanu Guha, President CSI, Dr Amal Kr Banerjee and Dr P K Deb, Ex-President CSI, Dr M. K. Das Gen Secretary, CSI and Dr Sibananda Dutta, President CSI, WB Branch also gave their valuable opinion on the subject. Dr. S. C. Kundu was felicitated at the meeting for his lifetime contribution towards organizing World Heart Day celebrations successfully for more than two decades. Dr Bhabotosh Biswas Vice Chancellor, West Bengal University Of Health Sciences, graced the occasion as Chief Guest.



The programme was attended by several dignitaries from industry, administration, sports arena and educational institutions as well as members of the medical fraternity. A CD named "TEN COMMANDMENTS FOR CREATING HEART HEALTHY HOME" was released for distribution among the general population. This CD contained cardiac health related information in 10 Indian Languages as well as in English for universal acceptance.

IMAGES

EIICCON - 2016



MONTHLY CLINICAL MEETING AT MEDICA



Monthly Clinical Meeting organized by CSI (WB) at Medica Superspecialty Hospital on.....In this meeting the following cases are discussed before the 45 attendees:

1. Thrombosuction is yet not out in Primary PCI- by Dr. Dilip Kumar
2. Coarctation of aorta stenting- by Dr. Anil Singhi


3. Revascularization of AAMI(STEMI) patient through difficult events during procedure- by Dr. Sunip Banerjee.

All cases are highly acclaimed and audience took part in interactive session in very enthusiastic manner. Their queries were met with very satisfactorily.



APPRECIATION LETTERS FOR BENGAL HEART JOURNAL

23rd March, 2016

To,
Dear Dr. Debabrata,
Many thanks for sending me the copy of your December issue of "Bengal Heart Journal". I enjoyed reading it particularly the article "Memorable change in Shape of Interventional Cardiology by Shape Memory Alloys (SMA)". I congratulate you and your colleagues for these efforts'. This journal will greatly help to update knowledge amongst Physician/ Cardiologist in West Bengal and even outside. In addition to the case study you may also publish some latest reviews on current practices of Cardiology for the benefit of practising Physicians/Cardiologists.
With best wishes and regards,
Yours Sincerely

Dr. K. K. Talwar

21st April, 2016

Dear Dr. Deb,
I congratulate you for excellent 'Bengal Heart Journal'.
I wish you all the best.

With Best Wishes
Prof. Dr. Lekha Adik Pathak

26st March, 2016

My Dear Prof. P. K. Deb,
Many thanks for sending me your first copy of the journal. I have not gone through the contents, however my suggestion while seeing the size of the journal is that you should have the standard size like Indian Heart Journal. JAPI etc. That will save you on the paper, so if you bring out the subsequent issues on that standard journal size.
With Kind Regards

Yours Sincerely
Dr G S Sainai

22nd March, 2016

Dear Dr. P. K. Deb,
Heartiest congratulation to you and Dr. D. Roy for the brilliant publication BHI: A publication of the CSI-WBB with special focus on case based presentation with brain storming academic contribution.


I wish you all success in your future endeavours.

With warm personal regards

Yours Sincerely
Dr. H. K. Chopra

22nd March, 2016

Dear Dr. Roy,
Thank you for your kind letter alongwith December 2015 issue of "Bengal Heart Journal", a publication of the CSI- West Bengal Branch.
I have gone through the journal. The publishing of the journal is the laudable step forward and I have no doubt that this will boost the academic activities of cardiologists.
Please accept my heartiest felicitations.
With regards,

Yours Sincerely

Dr. H. K. Chopra

22nd April, 2016

Dear Dr. Roy,
I congratulate you for brining the first volume of Bengal Heart Journal under the auspices of CSI West Bengal Branch. Dr. Deb has done a fantastic job with excellent scientific content in the journal.
I strongly feel that the journal should also have other sections also like:
1. Spot the diagnosis in the form of pictorial presentation.
2. Review article on common clinical problems faced by the cardiologist.
3. Diabetes has become an integral part of cardiology and the journal a should focus on cardiometabolism also.

With kind regards,
Dr. P. C. Manoria

NEW ONSET HIGH - DEGREE ATRIOVENTRICULAR BLOCK FOLLOWING ELECTIVE PCI IN CHRONIC STABLE ANGINA

Debasish Mitra¹, Kaushik Dasgupta²1. Senior Consultant Interventional Cardiologist
2. Post-doctoral Fellow, NH-RTICS, Kolkata

Introduction : The incidence and prognostic significance of high-degree atrioventricular block (HAVB) in PCI era has been only sparsely investigated. HAVB two days after PCI has reduced by 10 percent in absolute number. Patients presenting with HAVB during the hospitalization following MI thus continue to have a significantly increased rate of mortality. High-degree atrioventricular block patients were more than three times as likely to die within the follow-up period compared with patients without HAVB.

Mr Das 70 year old hypertensive gentleman with no past h/o syncope was admitted with complaints of recurrent chest pain for 2 weeks. On examination ECG was normal.(Fig.1) Echo showed normal cavity, no regional wall motion abnormalities, good systolic function, EF-70%, grade 1 diastolic dysfunction E/A :0.81 , E/E' :10. Coronary angiogram revealed double vessel disease. PTCA stenting to RCA and LCx was done. Post procedural period was uneventful. Subsequently on 2nd day patient developed 2:1 AV block which gradually over 24 hours progressed to CHB. (Fig.2) Patients gradually converted to NSR with temporary pacing support.

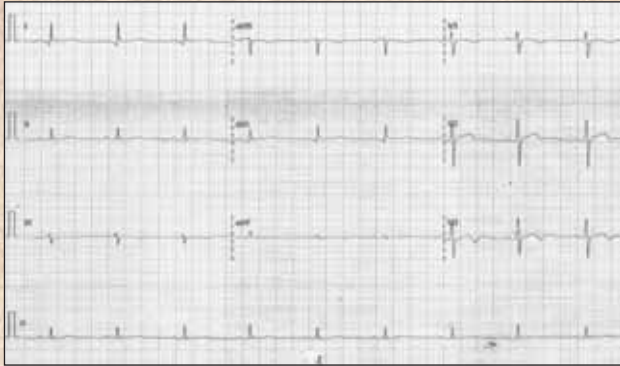


Fig.1 : ECG Pre PCI



Fig.2 : ECG Post PCI

Discussion : The aetiology of HAVB is thought to be multifactorial and dependent on the location of the culprit lesion. The AV nodal artery normally arises from the distal RCA. Collateral arterial blood supply to the AV node is provided by septal branches of the proximal LAD. High-degree atrioventricular block is of supra-Hissian type with occlusion of RCA while it is usually infra-Hissian in LAD lesions. The conduction tissue of the AV node is resistant to permanent damage from ischaemia due to the high intracellular contents of glycogen; the rich, complex arterial blood supply; and the capability of nutrient and oxygen absorption by diffusion from surrounding venous sinusoids. However, the ischaemic insult is thought to be sufficient to cause a transient dysfunction of the conduction fibres. Only in a minority of cases, HAVB is caused by infarction and necrosis of the conductive tissue due to LAD occlusion. Otherwise, HAVB is thought to be provoked by enhanced parasympathetic tone or local release of potassium or adenosine or a mixture of all of the above mechanisms. These mechanistic considerations contribute to the understanding of the transiency of the majority of HAVB events. However in post PCI situation, temporary assault resulting in CHB is very uncommon. In the current situation recovery from HAVB confirms that pathology resulted in temporary assault of conductive system. The patient has been followed up for six months and maintained normal sinus rhythm.

FORTHCOMING EVENTS :

Annual Clinical Update of CSI - West Bengal branch :

5th and 6th November at Hotel Hyatt

Organising Secretary : Dr.Soura Mukherjee

Scientific Chairman : Dr.Saumitra Ray

Secretariat :

INDIAN HEART HOUSE, P-60, C.I.T. Road, Scheme VII-M, Kankurgachi, Kolkata-700054

Ph : (033) 2355-1500/6308 ● Tele Fax : (033) 2355-6308 ● E-Mail : csi_westbengal@eth.net ● Website : www.csiwb.org.in